

Thermomagnetic device circuit breaker - CB TM1 5A F1 P - 2800862

Please be informed that the data shown in this PDF Document is generated from our Online Catalog. Please find the complete data in the user's documentation. Our General Terms of Use for Downloads are valid (<http://phoenixcontact.com/download>)



Thermomagnetic device circuit breaker, 1-pos., tripping characteristic F1 (fast-blow), 1 PDT contact, plug for base element.

The figure shows the CB TM1 0.5A F1 P version

Why buy this product

- ✓ Compact design with precise nominal current levels
- ✓ Modular expansion possible thanks to the uniform, plug-in housing concept
- ✓ Sophisticated remote signaling concept enables monitoring from any location
- ✓ Supply/remote signaling can be bridged with CLIPLINE complete accessories

Key Commercial Data

Packing unit	1 STK
GTIN	
GTIN	4046356690225
Weight per Piece (excluding packing)	40.000 g
Custom tariff number	85362010
Country of origin	Indonesia

Technical data

Dimensions

Height	45 mm
Width	12.3 mm
Depth	52 mm
Complete module height	90 mm
Complete module width	12.3 mm

Thermomagnetic device circuit breaker - CB TM1 5A F1 P - 2800862

Technical data

Dimensions

Complete module depth	77.3 mm
-----------------------	---------

Ambient conditions

Ambient temperature (operation)	-30 °C ... 60 °C
Ambient temperature (storage/transport)	-40 °C ... 80 °C
Humidity test	240 h, 95% RH, 40°C
Shock (operation)	15g (IEC 60068-2-27, Test Ea)
Degree of protection	IP30 (Actuation area)

General

Installation instructions	When mounted in rows, the nominal device current can be limited to just 80% or must be overdimensioned accordingly.
Flammability rating according to UL 94	V0
Mounting type	On base element
Color	gray
Number of positions	1
Insulating material group	II
Degree of pollution	2
Design	Male

Electrical data

Fuse type	fast blow
Rated surge voltage	2.5 kV (Increased insulation in actuation area)
	50 V DC (IEC 60934)
	50 V DC (UL 1077)
	50 V DC (UL 508 - with plug-in base)
Rated current I_N	5 A (IEC 60934)
	inductive load according to UL 1077
	5 A DC (low-induction load according to UL 1077)
	5 A DC (inductive load according to UL 508 - with plug-in base)
	5 A DC (low-induction load according to UL 508 - with plug-in base)
Rated insulation voltage U_i	277 V AC (UL 1077)
	250 V AC (IEC 60934)
Switch-on delay	typ. 2 ms
Required backup fuse	20 A
Power dissipation	1.5 W (in nominal operation per channel)
Insulation resistance R_{iso}	> 100 M Ω (500 V DC)
Type of actuation	S type
Tripping method	TM (thermomagnetic)

Thermomagnetic device circuit breaker - CB TM1 5A F1 P - 2800862

Technical data

Electrical data

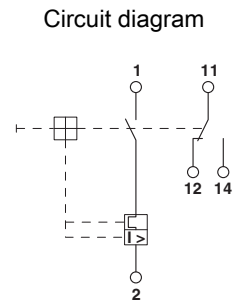
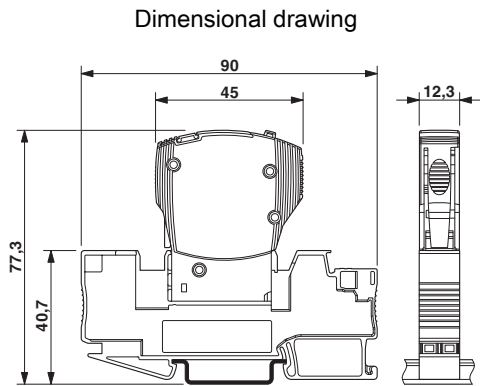
Tripping level	Trip-free mechanism (positive)
	600 A (50 V DC)
Short-circuit switching capacity I_k	1000 A AC 277 V AC
	1000 A DC 50 V DC
Dielectric strength	3000 V AC (Actuation area)
	1500 V AC (Main to auxiliary circuit)
	1500 V AC (Open main circuit)
	1000 V AC (Open auxiliary circuit)
Voltage drop	0.31 V (at $1 \times I_n$)
Switching cycles, max.	6000 (at $1 \times I_n$)
Contact type	1 PDT
Auxiliary circuit	277 V AC / 0.5 A (Low-induction)
	277 V AC / 1 A (Low-induction, maximum of 2000 cycles)
	50 V DC / 1 A (Low-induction)
Minimum auxiliary contact operating voltage	10 V
Maximum auxiliary contact operating voltage	240 V
	240 V
Minimum auxiliary contact operating current	10 mA
Maximum auxiliary contact operating current	1 A
Vibration resistance, frequency	57 Hz ... 500 Hz
Vibration resistance, amplitude	± 0.38 mm (10 ... 57 Hz)
Vibration resistance, acceleration	50 m/s ²
Vibration resistance, test duration	0 min. (Frequency cycles/axis)

Standards and Regulations

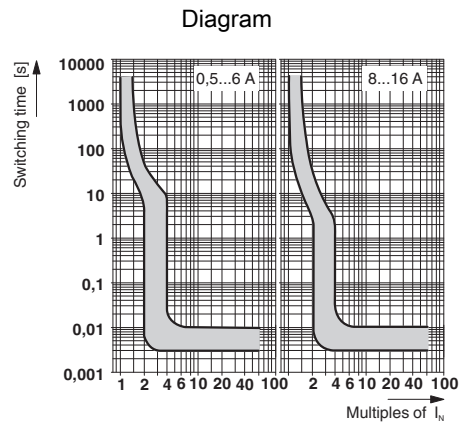
Standards/specifications	EN 60934
	UL 1077 UL/C-UL recognized
	UL 508 UL/C - UL listed
	CSA 22.2 No. 235-041

Drawings

Thermomagnetic device circuit breaker - CB TM1 5A F1 P - 2800862



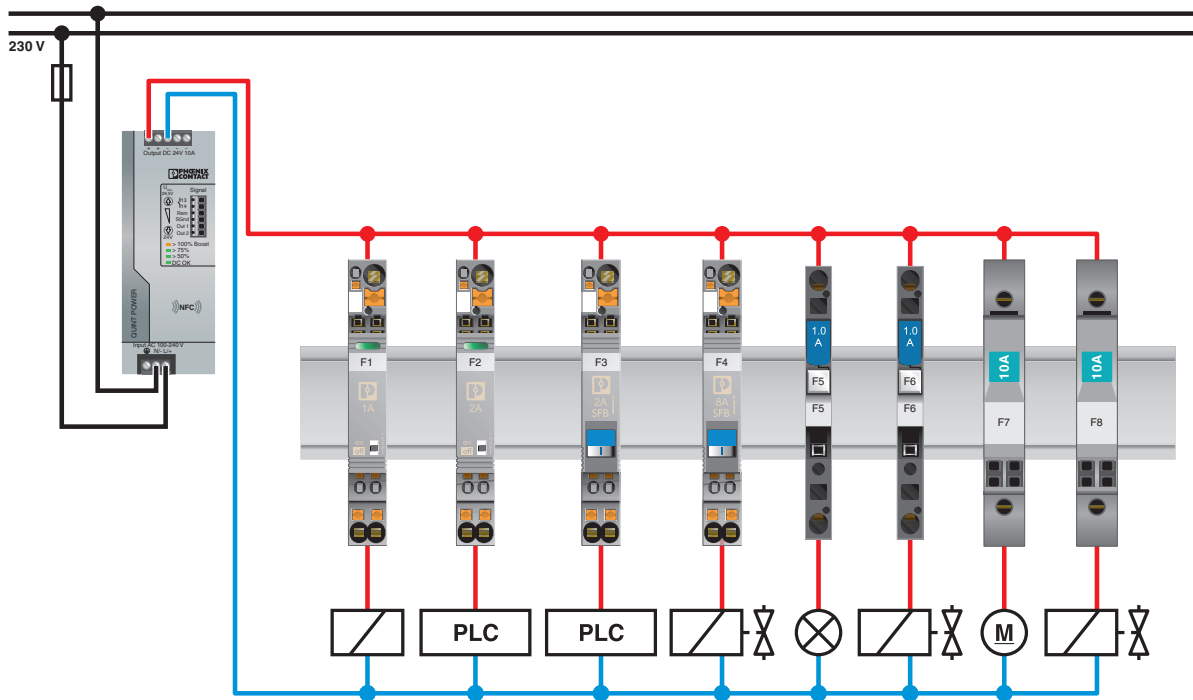
The figure shows the complete module consisting of a base element and connector



Trigger characteristic in the DC range

Thermomagnetic device circuit breaker - CB TM1 5A F1 P - 2800862

Application drawing



Approvals

Approvals

Approvals

VDE Zeichengenehmigung / UL Recognized / cUL Recognized / GL / UL Listed / cUL Listed / EAC / CSA / KC / cULus Recognized / cULus Listed

Ex Approvals

Approval details

VDE Zeichengenehmigung



<http://www.vde.com/en/Institute/OnlineService/VDE-approved-products/Pages/Online-Search.aspx>

40034683

Thermomagnetic device circuit breaker - CB TM1 5A F1 P - 2800862

Approvals

UL Recognized		http://database.ul.com/cgi-bin/XYV/template/LISEXT/1FRAME/index.htm	FILE E 140459
cUL Recognized		http://database.ul.com/cgi-bin/XYV/template/LISEXT/1FRAME/index.htm	FILE E 140459
GL		http://exchange.dnv.com/tari/	61419-13 HH
UL Listed		http://database.ul.com/cgi-bin/XYV/template/LISEXT/1FRAME/index.htm	FILE E 172140
cUL Listed		http://database.ul.com/cgi-bin/XYV/template/LISEXT/1FRAME/index.htm	FILE E 172140
EAC			RU C- DE.A*30.B01561
CSA		http://www.csagroup.org/services/testing-and-certification/certified-product-listing/	2786957
KC		http://eng.kcc.go.kr/user/ehpMain.do	SW05012-15003
cULus Recognized		http://database.ul.com/cgi-bin/XYV/template/LISEXT/1FRAME/index.htm	
cULus Listed			

